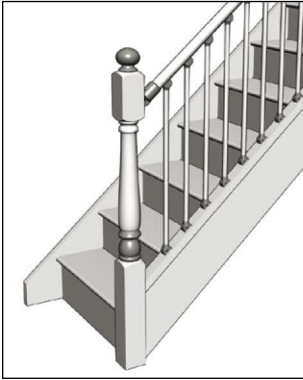
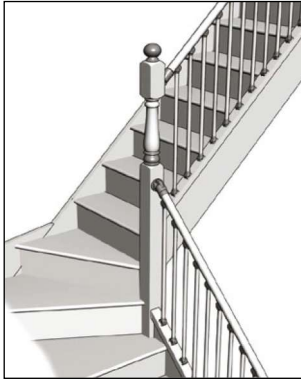


Configurations

Straight flight with flush tread




90° turn with three kite winders



180° turn



Return landing



Quarter turn landing

